
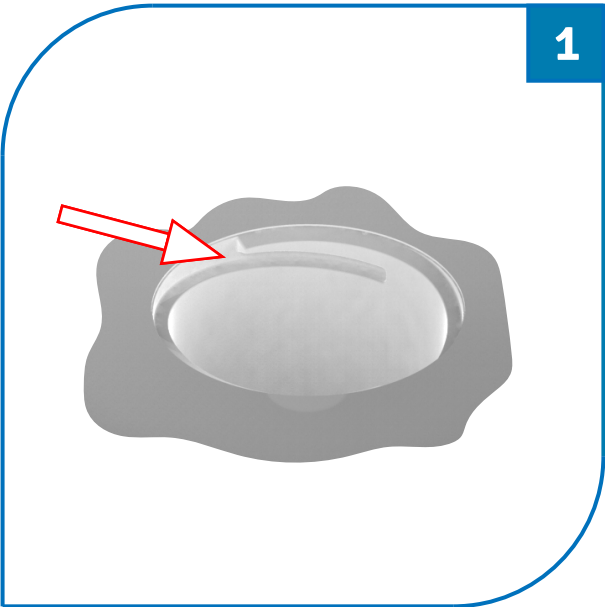





**S-MB Trap**  
 Wechsel / Replacement / Scambio  
 Cambio / Échange / Câmbio



Diverse Adapter für den S-Trap haben einen Bajonetverschluss.  
 Various adapters for the S-Trap have a bayonet lock.

Der S-Trap hat 2 Bajonetzähne die passend zum Adapter sind.  
 The S-Trap has 2 bayonet teeth that fit to the adapter.



Führe den S-Trap in Adapter, positioniere bis S-Trap komplett eingeführt ist.  
 Guide the S-Trap into the adapter, position it until the S-Trap is completely inserted.

Drehe S-Trap 1/4 Drehung bis zum Anschlag, der S-Trap ist nun gesichert!  
 Turn S-Trap 1/4 turn until it stops, the S-Trap is now secured!



Reinigungsanleitung  
Cleaning instruction  
Istruzioni per la pulizia

Instrucciones de limpieza  
Instructions de nettoyage  
Instruções de limpeza



**MB-ActiveCleaner**  
3l + 1 spray bottle



**MB-ActiveCleaner**  
10l canister